

G. M. KAPADIA & CO.
(REGISTERED)

CHARTERED ACCOUNTANTS

1007, RAHEJA CHAMBERS, 213, NARIMAN POINT, MUMBAI 400 021. INDIA

PHONE : (91-22) 6611 6611 FAX : (91-22) 6611 6600

Independent Auditor's Review Report on unaudited standalone financial results for the quarter and half year ended on September 30, 2020 of Orbit Exports Limited pursuant to the Regulation 33 of the SEBI (Listing Obligations and Disclosure Requirements) Regulations, 2015

To,
The Board of Directors,
Orbit Exports Limited,
Mumbai.

1. We have reviewed the accompanying statement of unaudited standalone financial results ("the Statement") of **Orbit Exports Limited** ("the Company") for the quarter and half year ended September 30, 2020, being submitted by the Company pursuant to the requirement of Regulation 33 of the SEBI (Listing Obligations and Disclosure Requirements) Regulations, 2015, as amended ("the Listing Regulations").
2. This Statement, which is the responsibility of the Company's Management and approved by the Board of Directors, has been prepared in accordance with the recognition and measurement principles laid down in the Indian Accounting Standard 34 'Interim Financial Reporting' ("Ind AS 34") prescribed under section 133 of the Companies Act, 2013 read with relevant rules issued thereunder and other accounting principles generally accepted in India. Our responsibility is to express a conclusion on the Statement based on our review.
3. We conducted our review of the Statement in accordance with the Standard on Review Engagements ("SRE") 2410 "*Review of Interim Financial Information Performed by the Independent Auditor of the Entity*", issued by the Institute of Chartered Accountants of India. This standard requires that we plan and perform the review to obtain moderate assurance as to whether the Statement is free of material misstatement. A review of interim financial information consists of making inquiries, primarily of persons responsible for financial and accounting matters, and applying analytical and other review procedures. A review is substantially less in scope than an audit conducted in accordance with Standards on Auditing and consequently does not enable us to obtain assurance that we would become aware of all significant matters that might be identified in an audit. Accordingly, we do not express an audit opinion.
4. Based on our review conducted as stated above, nothing has come to our attention that causes us to believe that the Statement, prepared in accordance with the recognition and



G. M. KAPADIA & CO.

measurement principles laid down in the aforesaid Indian Accounting Standard and other accounting principles generally accepted in India, has not disclosed the information required to be disclosed in terms of Regulation 33 of the Listing Regulations, including the manner in which it is to be disclosed, or that it contains any material misstatement.

For G. M. Kapadia & Co.
Chartered Accountants
Firm Registration No. 104767W



Atul Shah

Atul Shah
Partner

Membership No. 039569
UDIN: 20039569AAAANT4514

Place: Mumbai
Date: November 3, 2020

ORBIT EXPORTS LIMITED
CIN NO:L40300MH1983PLC030872

Regd. Office - 122, Mistry Bhavan, 2nd Floor, Dinshaw Wachha Road, Churchgate, Mumbai- 400020
Telephone: 66255262; Fax: 23756599 Email: investors@orbitexports.com
Website: www.orbitexports.com

STATEMENT OF STANDALONE UNAUDITED FINANCIAL RESULTS FOR THE QUARTER & HALF YEAR ENDED SEPTEMBER 30, 2020

S. No.	Particulars	Quarter Ended			Half Year Ended		Rs. in Lakhs
		Sept 30, 2020	June 30, 2020	Sept 30, 2019	Sept 30, 2020	Sept 30, 2019	Year Ended
		Unaudited	Unaudited	Unaudited	Unaudited	Unaudited	March 31, 2020
1	Income						
(a)	Revenue from Operations	1,717.94	775.89	3,665.24	2,493.83	7,737.70	13,568.39
(b)	Other Operating Income	64.27	23.85	101.90	88.12	242.93	401.26
2	Other Income	94.83	178.37	131.82	273.20	279.21	419.65
3	Total Income	1,877.04	978.11	3,898.96	2,855.15	8,259.84	14,389.30
4	Expenses :						
(a)	Cost of materials consumed	521.99	306.18	1,568.61	828.17	3,345.30	5,542.95
(b)	Changes in inventories of finished goods, stock-in-trade and work-in-progress	188.21	14.28	(74.42)	202.49	(401.31)	(427.80)
(c)	Employee benefits expense	312.21	254.59	506.18	566.80	1,012.55	2,071.71
(d)	Finance costs	52.74	24.52	38.70	77.26	75.66	145.52
(e)	Depreciation and amortisation expense	275.34	280.63	293.49	555.97	587.21	1,167.47
(f)	Other expenses	363.70	283.82	783.55	647.52	1,433.22	2,778.03
	Total Expenses	1,714.19	1,164.02	3,116.11	2,878.21	6,052.63	11,277.88
5	Profit/(loss) before exceptional items and Tax	162.85	(185.91)	782.85	(23.06)	2,207.21	3,111.42
6	Exceptional items	-	-	-	-	-	-
7	Profit / (loss) before tax	162.85	(185.91)	782.85	(23.06)	2,207.21	3,111.42
8	Tax expenses						
(a)	Current Tax	22.26	-	216.98	22.26	599.66	847.03
(b)	Tax adjustments for earlier years	-	-	-	-	-	0.37
(c)	Deferred Tax	15.19	(46.66)	(118.12)	(31.47)	(63.61)	(49.10)
9	Net Profit / (Loss) for the period after tax	125.40	(139.25)	683.99	(13.85)	1,671.16	2,313.12
10	Other Comprehensive Income						
(a)	Items that will not be re-classified to profit/(loss) :						
(i)	Re-measurement of the defined benefit plan	(6.91)	(7.66)	(5.04)	(14.57)	(9.39)	(33.82)
	Tax impact of above items	1.74	1.93	1.14	3.67	2.41	8.51
	Total Other Comprehensive Income for the period	(5.17)	(5.73)	(3.90)	(10.90)	(6.98)	(25.31)
11	Total Comprehensive Income for the period	120.23	(144.98)	680.09	(24.75)	1,664.18	2,287.81
12	Paid-up Equity Share Capital (Face value Rs. 10/- per share)	2,738.31	2,738.31	2,738.31	2,738.31	2,738.31	2,738.31
13	Other Equity						13,848.74
14	Earning Per Share - (Basic, diluted and not annualised) (Rs.)*	0.46	(0.51)	2.45	(0.05)	5.98	8.28

* EPS is not annualised for the Quarter ended September 30, 2020. Quarter ended June 30, 2020, Quarter ended September 30, 2019, Half year ended September 30, 2020 and Half year ended September 30, 2019.

Notes :

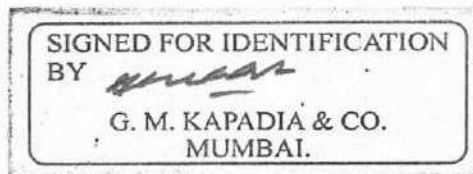
- The above financial results have been prepared in accordance with Indian Accounting Standards ('Ind AS') notified under Section 133 of the Companies Act, 2013, read together with the Companies (Indian Accounting Standards) Rules, 2015 (as amended).
- The above financial results were reviewed by the Audit Committee and approved by the Board of Directors in their meeting held on November 03, 2020. The limited review, as required under Regulation 33 of the SEBI (Listing Obligations and Disclosure Requirements) Regulations, 2015, has been completed by the Statutory Auditors for the quarter and half year ended September 30, 2020 and they have expressed an unmodified conclusion on the aforesaid results.
- The Company's operations and financial results for the quarter and half year ended September 30, 2020 have been adversely impacted by the outbreak of COVID-19 pandemic and the subsequent lockdown announced by the Government of India due to which the operations were suspended for part of the quarter and gradually resumed with requisite precautions. The results for the quarter and half year ended are, therefore, not comparable with those for the previous quarters.
- The Company has considered the possible effects that may result due to the lockdown announced consequent to outbreak of COVID-19 on the carrying amounts of property, plant and equipment, investments, inventories, receivables and other current assets. Based on internal and external sources of information and economic forecasts, the Company expects the carrying amount of these assets will be recovered and sufficient liquidity would be available as and when required to fund the business operations. A definitive assessment of the impact, at this stage, is not possible in view of the highly uncertain economic environment and the situation is still evolving. The Company is continuously monitoring material changes in such information and economic forecasts. The Company has performed sensitivity analysis on the assumptions used and based on current estimates expects the carrying amount of these assets will be recovered. The impact of COVID-19 on the Company's financial results may differ from that estimated as at the date of approval of these financial results.
- The Company has two segments Manufacturing of Textile and Renewable source of energy. The gross operating income and profit from the Renewable source of energy segment is below the norms prescribed in Ind AS 108, "Operating Segments". Hence separate disclosure have not been made.
- The figures for the corresponding periods have been reclassified and/or regrouped, wherever necessary to conform to the figures of the current period.

Place : Mumbai
Date : November 03, 2020



For Orbit Exports Limited

Pankaj Seth
Pankaj Seth
Chairman & Managing Director
DIN: 00027554



Orbit Exports Limited
Unaudited Statement of Standalone Assets and Liabilities as at Sept 30, 2020

Rs.in Lakhs

Particulars	Unaudited as at	Audited as at
	Sept 30, 2020	March 31, 2020
ASSETS		
1. Non-current Assets		
a. Property, Plant and Equipment	9,173.15	9,591.96
b. Right of Use Assets	91.37	210.47
c. Capital work-in-progress	2,504.63	26.43
d. Other Intangible assets	51.33	63.87
e. Financial Assets:		
i) Investments	692.35	692.35
ii) Loans	151.33	154.37
iii) Other financial assets	53.48	46.23
f. Non Current tax assets (net)	27.97	29.44
g. Other non-current assets	105.39	244.17
Total Non-current Assets	12,851.00	11,059.29
2. Current Assets		
a. Inventories	2,725.96	3,094.47
b. Financial Assets:		
i) Trade receivables	2,696.98	3,081.64
ii) Cash and cash equivalents	328.99	478.56
iii) Bank balances other than (ii) above	194.38	1,703.62
iv) Loans	1.95	2.87
v) Other financial assets	1,382.19	1,320.50
c. Current tax assets (net)	29.11	27.64
d. Other current assets	300.28	1,137.05
Total Current Assets	7,659.84	10,846.35
TOTAL ASSETS	20,510.84	21,905.64
EQUITY AND LIABILITIES		
1. Equity		
a. Equity Share capital	2,738.31	2,738.31
b. Other Equity	13,823.99	13,848.74
Total Equity	16,562.30	16,587.05
2. Non-current Liabilities		
a. Financial Liabilities:		
i) Borrowings	329.18	429.65
ii) Lease Liabilities	19.50	42.04
iii) Other financial liabilities	9.00	159.00
b. Deferred tax liabilities (net)	1,110.03	1,145.16
c. Other non-current liabilities	435.08	482.95
d. Provisions	191.74	163.76
Total Non-current Liabilities	2,094.53	2,422.56
3. Current Liabilities		
a. Financial Liabilities:		
i) Borrowings	601.30	1,000.00
ii) Lease Liabilities	74.49	171.14
iii) Trade payables		
Total outstanding dues of Micro Enterprises and Small Enterprises	16.45	76.26
Total outstanding dues of creditors other than Micro and Small Enterprises	97.22	252.08
iv) Other financial liabilities	789.56	940.15
b. Other current liabilities	159.68	388.12
c. Provisions	99.46	66.21
d. Current Tax Liabilities (net)	15.85	2.07
Total Current Liabilities	1,854.01	2,896.03
Total Equity and Liabilities	20,510.84	21,905.64

Place : Mumbai
Date : November 03, 2020



For Orbit Exports Limited

Pankaj Seth
Pankaj Seth
Chairman & Managing Director
DIN : 00027554

SIGNED FOR IDENTIFICATION
BY *G.M. Kapadia*
G. M. KAPADIA & CO.
MUMBAI.

Orbit Exports Limited
Unaudited Standalone Statement Of Cash Flow For The Half Year Ended September 30, 2020

Rs. in Lakhs

Particulars	Half Year ended Sept 30, 2020 Unaudited	Half Year ended Sept 30, 2019 Unaudited
Cash flow from operating activities		
Profit/(loss) before tax	(23.06)	2,207.21
Non-cash Adjustment to Profit Before Tax:		
Depreciation and amortisation expense	555.97	587.21
Interest expenses	77.26	75.66
Bad Debts written off	5.54	9.57
Amortisation of deferred revenue	(33.15)	(33.15)
Unrealised foreign exchange loss / (gain)	(104.64)	(123.18)
Mark-to-market (gain)/loss on derivative financial instruments	(32.16)	(4.14)
Provision for gratuity, leave encashment and bonus	39.03	36.50
Interest income	(69.81)	(96.53)
(Profit)/Loss on disposal of property, plant and equipment	-	73.26
Allowances for bad and doubtful debts	19.82	25.51
Interest income on financial asset at amortised cost	(1.18)	(2.80)
Operating Profit before Change in operating assets and liabilities	433.62	2,755.12
Change in operating assets and liabilities :		
(Increase)/Decrease in trade receivables	463.94	(161.41)
(Increase)/Decrease in inventories	368.51	(199.31)
(Increase)/Decrease in other financial assets	7.85	76.95
(Increase)/Decrease in other current/non-current assets	849.75	(193.89)
Increase/(Decrease) in trade payables	(214.67)	(114.58)
Increase/(Decrease) in provisions	7.63	(23.00)
Increase/(Decrease) in other current/non-current liabilities	(243.16)	(91.22)
Increase/(Decrease) in current financial liabilities	(159.94)	102.92
Increase/(Decrease) in non-current financial liabilities	(150.00)	-
Cash generated from operations	1,363.52	2,151.58
Direct taxes paid (net of refunds)	(8.48)	(342.77)
Net cash flow from/(used in) operating activities (A)	1,355.04	1,808.81
Cash flow from investing activities		
Payments for acquisition of property, plant and equipment	(2,357.91)	(275.47)
Proceeds from sale of property, plant and equipment	-	65.15
Repayments / (Disbursements) of loans given	5.14	(2.89)
Withdrawal from Escrow Account for Capital Investment	1,451.74	-
Interest Received	32.44	87.24
Changes in Fixed Deposit other than Cash and Cash Equivalent:		
Redemption of fixed deposit	-	1,663.32
Investments made in fixed deposit	50.25	(896.27)
Net cash flow from/(used in) investing activities (B)	(818.34)	641.08
Cash flows from financing activities		
Repayment of current borrowings	(398.70)	-
Repayment of non-current borrowings	(88.44)	(288.30)
Repayment of Lease liabilities	(119.19)	(130.12)
Buyback of Equity Shares	-	(999.23)
Transaction cost relating to buyback	-	(5.98)
Interest and finance charges	(79.94)	(77.68)
Net cash flow from/(used in) in financing activities (C)	(686.27)	(1,501.31)
Net increase/(decrease) in cash and cash equivalents (A+B+ C)	(149.57)	948.58
Cash and cash equivalents at the beginning of the period	478.56	890.11
Cash and cash equivalents at the end of the period	328.99	1,838.69

Notes:

(a) The Cash Flow Statement has been prepared using indirect method set out in the Ind AS 7 - 'Statement of Cash Flows'.

Place : Mumbai

Date : November 03, 2020

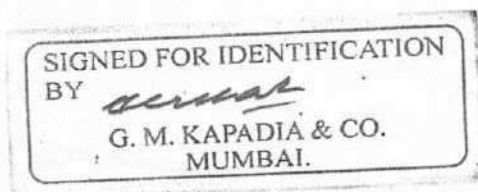


For Orbit Exports Limited

Pankaj Seth

Chairman & Managing Director

DIN: 00027554



G. M. KAPADIA & CO.

(REGISTERED)

CHARTERED ACCOUNTANTS

1007, RAHEJA CHAMBERS, 213, NARIMAN POINT, MUMBAI 400 021. INDIA

PHONE : (91-22) 6611 6611 FAX : (91-22) 6611 6600

Independent Auditor's Review Report on unaudited consolidated financial results for the quarter and half year ended on September 30, 2020 of Orbit Exports Limited pursuant to the Regulation 33 of SEBI (Listing Obligations and Disclosure Requirements) Regulations, 2015

To,
The Board of Directors,
Orbit Exports Limited,
Mumbai.

1. We have reviewed the accompanying statement of unaudited consolidated financial results ("the Statement") of **Orbit Exports Limited** ("the Parent") and its subsidiaries (the Parent and its subsidiaries together referred to as "the Group"), and its share of the net profit after tax and total comprehensive income of its associate for the quarter and half year ended September 30, 2020, being submitted by the Parent pursuant to the requirement of Regulation 33 of the SEBI (Listing Obligations and Disclosure Requirements) Regulations, 2015, as amended ("the Listing Regulations").
2. This Statement, which is the responsibility of the Parent's Management and approved by the Parent's Board of Directors, has been prepared in accordance with the recognition and measurement principles laid down in Indian Accounting Standard 34 "Interim Financial Reporting" ("Ind AS 34"), prescribed under section 133 of the Companies Act, 2013, and other accounting principles generally accepted in India. Our responsibility is to express a conclusion on the Statement based on our review.
3. We conducted our review of the Statement in accordance with the Standard on Review Engagements ("SRE") 2410 "*Review of Interim Financial Information Performed by the Independent Auditor of the Entity*", issued by the Institute of Chartered Accountants of India. This standard requires that we plan and perform the review to obtain moderate assurance as to whether the Statement is free of material misstatement. A review of interim financial information consists of making inquiries, primarily of persons responsible for financial and accounting matters, and applying analytical and other review procedures. A review is substantially less in scope than an audit conducted in accordance with Standards on Auditing and consequently does not enable us to obtain assurance that we would become aware of all significant matters that might be identified in an audit. Accordingly, we do not express an audit opinion.
4. We also performed procedures in accordance with the circular issued by the SEBI under Regulation 33(8) of the Listing Regulations, to the extent applicable.



5. The Statement includes the unaudited standalone financial results of the following entities:

S. No.	Name of the Entities
	Subsidiaries
1	Orbit Inc
2	Excellere (UK) Limited
	Associate
3	Rainbow Line Trading L.L.C.

6. Based on our review conducted and procedures performed as stated in paragraph 3 above, nothing has come to our attention that causes us to believe that the Statement, prepared in accordance with the recognition and measurement principles laid down in the aforesaid Indian Accounting Standard and other accounting principles generally accepted in India, has not disclosed the information required to be disclosed in terms of Regulation 33 of the Listing Regulations, including the manner in which it is to be disclosed, or that it contains any material misstatement.
7. The consolidated unaudited financial results includes the financial result of one foreign subsidiary which has not been reviewed by their auditor and by us, whose unaudited financial results reflects total assets of Rs. 0.82 lakhs as at September 30, 2020 and total revenues of Rs. Nil lakhs and Rs. Nil lakhs, total net profit/(loss) after tax of Rs. Nil lakhs and Rs. Nil lakhs, total comprehensive profit of Rs. Nil lakhs and Rs. Nil lakhs, for the quarter and half year ended September 30, 2020, respectively and cash inflows (net) of Rs. Nil lakhs for the half year ended September 30, 2020, as considered in the Statement. The consolidated unaudited financial results also includes the Group's share of net profit after tax of Rs. 23.60 lakhs and Rs. 3.81 lakhs and total comprehensive profit of Rs. Nil lakhs and Rs. Nil lakhs for the quarter and half year ended September 30, 2020, as considered in the Statement, in respect of one associate, based on its financial results which have not been reviewed by its auditors.

Our Conclusion on the Statement is not modified in respect of our reliance on the interim financial results certified by the Management.

For G. M. Kapadia & Co.
Chartered Accountants
Firm Registration No. 104767W



Atul Shah

Atul Shah
Partner

Membership No. 039569
UDIN: 20039569AAAANU3336

Place: Mumbai
Date : November 3, 2020

STATEMENT OF CONSOLIDATED UNAUDITED FINANCIAL RESULTS FOR THE QUARTER AND HALF YEAR ENDED SEPTEMBER 30, 2020

S. No.	Particulars	(Rs. in Lakhs)					
		Quarter Ended			Half Year Ended		Year Ended
		30-Sep-20	June 30, 2020	30-Sep-19	30-Sep-20	30-Sep-19	Mar 31, 2020
	Unaudited	Unaudited	Audited	Unaudited	Unaudited	Audited	
1	Income						
(a)	Revenue from Operations	1,796.62	869.41	3,693.07	2,666.03	7,991.34	14,202.04
(b)	Other Operating Income	64.27	23.85	101.90	88.12	242.93	401.26
2	Other Income	94.83	178.37	131.82	273.20	279.21	419.65
3	Total Income	1,955.72	1,071.63	3,926.79	3,027.35	8,513.48	15,022.95
4	Expenses :						
(a)	Cost of materials consumed	525.02	322.53	1,599.91	847.55	3,396.14	5,668.29
(b)	Changes in inventories of finished goods, stock-in-trade and work-in-progress	200.21	46.67	(177.71)	246.88	(429.94)	(439.50)
(c)	Employee benefits expense	344.44	277.33	556.97	621.77	1,106.60	2,263.51
(d)	Finance costs	52.74	24.52	38.70	77.26	75.66	145.52
(e)	Depreciation, amortisation and impairment expense	275.73	281.01	293.84	556.74	588.13	1,169.15
(f)	Other expenses	406.16	333.91	846.93	740.07	1,556.84	3,020.40
	Total Expenses	1,804.30	1,285.97	3,158.64	3,090.27	6,293.43	11,827.37
5	Profit/ (Loss) before share of profit of Associate, exceptional items and tax	151.42	(214.34)	768.15	(62.92)	2,220.05	3,195.58
6	Share of profit / (loss) of Associate	23.60	(19.79)	28.99	3.81	118.32	234.65
7	Profit/ (Loss) before exceptional items and tax	175.02	(234.13)	797.14	(59.11)	2,338.37	3,430.23
8	Exceptional items	-	-	-	-	-	-
9	Profit / (loss) before tax	175.02	(234.13)	797.14	(59.11)	2,338.37	3,430.23
10	Tax expenses						
(a)	Current Tax	22.26	-	218.68	22.26	602.92	853.49
(b)	Deferred Tax	15.19	(46.66)	(118.48)	(31.47)	(64.29)	(50.11)
(c)	Tax adjustments for earlier years	-	-	-	-	-	0.37
11	Net Profit / (Loss) for the period after tax	137.57	(187.47)	696.94	(49.90)	1,799.74	2,626.48
12	Other Comprehensive Income						
(a)	Items that will not be re-classified to profit/(loss) :						
(i)	Re-measurement of the defined benefit plan	(6.91)	(7.66)	(5.04)	(14.57)	(9.39)	(33.82)
(ii)	Tax impact of above items	1.74	1.93	1.14	3.67	2.41	8.51
(b)	Items that will be re-classified to profit/(loss) :						
	Exchange difference in translating the financial statement of foreign operation	3.42	(0.29)	(10.88)	3.13	(10.15)	(56.49)
13	Total Other Comprehensive Income for the period	(1.75)	(6.02)	(14.78)	(7.77)	(17.13)	(81.80)
	Total Comprehensive Income for the period	135.82	(193.49)	682.16	(57.67)	1,782.61	2,544.68
14	Profit / (Loss) attributable to:						
	Owners of the Parent	137.57	(187.47)	696.94	(49.90)	1,799.74	2,626.48
	Non-controlling interests	-	-	-	-	-	-
		137.57	(187.47)	696.94	(49.90)	1,799.74	2,626.48
15	Other Comprehensive Income / (Loss) attributable to:						
	Owners of the Parent	(1.75)	(6.02)	(14.78)	(7.77)	(17.13)	(81.80)
	Non-controlling interests	-	-	-	-	-	-
		(1.75)	(6.02)	(14.78)	(7.77)	(17.13)	(81.80)
16	Total Comprehensive Income / (Loss) attributable to :						
	Owners of the Parent	135.82	(193.49)	682.16	(57.67)	1,782.61	2,544.68
	Non-controlling interests	-	-	-	-	-	-
		135.82	(193.49)	682.16	(57.67)	1,782.61	2,544.68
17	Paid-up Equity Share Capital (Face value Rs. 10/- per	2,738.31	2,738.31	2,738.31	2,738.31	2,738.31	2,738.31
18	Other Equity	-	-	-	-	-	14,670.37
19	Earning Per Share - (basic and diluted) (in Rs.)*	0.50	(0.68)	2.49	(0.18)	6.44	9.40

* EPS is not annualised for the Quarter ended September 30, 2020. Quarter ended June 30, 2020, Quarter ended September 30, 2019, Half year ended September 30, 2020 and Half year ended September 30, 2019.



Handwritten signature: D. K. S. K.

SIGNED FOR IDENTIFICATION
 BY *[Signature]*
G. M. KAPADIA & CO.
MUMBAI.

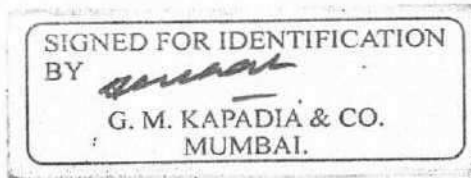
Notes :

- 1 The above financial results have been prepared in accordance with Indian Accounting Standards ('Ind AS') notified under Section 133 of the Companies Act, 2013, read together with the Companies (Indian Accounting Standards) Rules, 2015 (as amended).
- 2 The above financial results were reviewed by the Audit Committee and approved by the Board of Directors in their meeting held on November 03, 2020. The limited review, as required under Regulation 33 of the SEBI (Listing Obligations and Disclosure Requirements) Regulations, 2015, has been completed by the Statutory Auditors for the quarter and half year ended September 30, 2020 and they have expressed an unmodified conclusion on the aforesaid results.
- 3 The Holding Company's operations and financial results for the quarter and half year ended September 30, 2020 have been adversely impacted by the outbreak of COVID-19 pandemic and the subsequent lockdown announced by the Government of India due to which the operations were suspended for part of the quarter and gradually resumed with requisite precautions. Similar situation was observed in case of Subsidiary Company and Associate company. The results for the quarter are, therefore, not comparable with those for the previous quarters.
- 4 The group has considered the possible effects that may result from the pandemic relating to COVID-19 on the carrying amounts of property, plant and equipment, investments, inventories, receivables and other current assets of all group companies. Based on internal and external sources of information and economic forecasts, all group expects the carrying amount of these assets will be recovered and sufficient liquidity would be available as and when required to fund the business operations. A definitive assessment of the impact, at this stage, is not possible in view of the highly uncertain economic environment and the situation is still evolving. The group is continuously monitoring material changes in such information and economic forecasts. The Group has performed sensitivity analysis on the assumptions used and based on current estimates expects the carrying amount of these assets will be recovered. The impact of COVID-19 on the Group's financial results may differ from that estimated as at the date of approval of these financial results
- 5 The Holding Company has two segments Manufacturing of Textile and Renewable Power Energy. The gross operating income and profit from the Renewable Power Energy segment is below the norms prescribed in Ind AS 108, "Operating Segments". Hence separate disclosure have not been made.
- 6 The figures for the corresponding periods have been reclassified and/or regrouped, wherever necessary to conform to the figures of the current period.

Place : Mumbai
Date : November 03, 2020



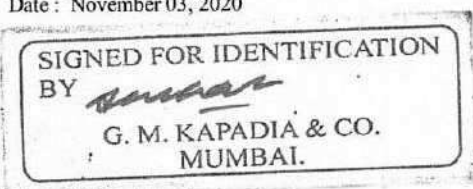
For Orbit Exports Limited
Pankaj Seth
Pankaj Seth
Chairman & Managing Director
DIN: 00027554



Unaudited Statement of Consolidated Assets and Liabilities as at September 30, 2020

Particulars	Rs. in Lakhs	
	Unaudited as at Sept 30, 2020	Audited as at March 31, 2020
ASSETS		
1. Non-current Assets		
a. Property, Plant and Equipment	9,174.41	9,594.00
b. Right of Use Assets	91.37	210.47
c. Capital work-in-progress	2,504.63	26.43
d. Other Intangible Assets	51.33	63.87
e. Financial Assets		
i) Investments	961.13	957.32
ii) Loans	165.65	169.00
iii) Other financial assets	53.48	46.23
f. Non Current tax assets (Net)	27.97	29.44
g. Other non-current assets	105.39	244.17
Total Non-current Assets	13,135.36	11,340.93
2. Current Assets		
a. Inventories	3,580.41	3,993.32
b. Financial Assets		
i) Trade receivables	2,329.96	2,729.20
ii) Cash and cash equivalents	344.04	484.63
iii) Bank balances other than (ii) above	194.38	1,703.62
iv) Loans	1.95	2.87
v) Other financial assets	1,382.19	1,320.50
c. Current tax assets (Net)	30.84	27.64
d. Other current assets	305.62	1,142.78
Total Current Assets	8,169.39	11,404.56
TOTAL ASSETS	21,304.75	22,745.49
EQUITY AND LIABILITIES		
1. Equity		
a. Equity Share capital	2,738.31	2,738.31
b. Other Equity	14,615.83	14,670.37
Total Equity	17,354.14	17,408.68
Liabilities		
2. Non-current Liabilities		
a. Financial Liabilities		
i) Borrowings	329.18	429.65
ii) Lease Liabilities	19.50	42.04
iii) Other financial liabilities	9.00	159.00
b. Deferred tax liabilities (Net)	1,110.26	1,145.38
c. Other non-current liabilities	435.08	482.95
d. Provisions	191.74	163.76
Total Non-current Liabilities	2,094.76	2,422.78
3. Current Liabilities		
a. Financial Liabilities		
i) Borrowings	601.30	1,000.00
ii) Lease Liabilities	74.49	171.14
iii) Trade Payables		
Total outstanding dues of Micro Enterprises and Small Enterprises	16.45	76.26
Total outstanding dues of creditors other than Micro Enterprises and Small Enterprises	98.01	259.54
iv) Other financial liabilities	788.66	939.24
b. Other current liabilities	159.77	388.12
c. Provisions	101.32	72.05
d. Current Tax Liabilities (Net)	15.85	7.68
Total Current Liabilities	1,855.85	2,914.03
Total Equity and Liabilities	21,304.75	22,745.49

Place : Mumbai
 Date : November 03, 2020



For Orbit Exports Limited
Pankaj Seth
Pankaj Seth
 Chairman & Managing Director
 DIN: 00027554

Orbit Exports Limited
Unaudited Consolidated statement of Cash Flows for the Half Year ended September 30, 2020

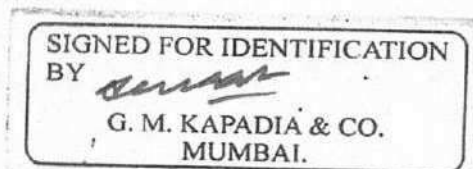
Particulars	Rs. in Lakhs	
	Half Year ended September 30, 2020 Unaudited	Half Year ended September 30, 2019 Unaudited
Cash flow from operating activities		
Profit / (loss) before tax	(59.11)	2,338.37
Non-cash Adjustment to Profit Before Tax:		
Depreciation and amortisation expense	556.74	588.13
Share of (Profit) / Loss of Associate	(3.81)	(118.32)
Interest expenses	77.26	75.66
Bad Debts written off	5.54	9.57
Amortisation of deferred revenue	(33.15)	(33.15)
Unrealised foreign exchange loss / (gain)	(98.34)	(133.33)
Mark-to-market (gain)/loss on derivative financial instruments	(32.16)	(4.14)
Provision for gratuity, leave encashment and bonus	38.12	35.52
Interest income	(69.81)	(96.53)
(Profit)/Loss on disposal of property, plant and equipment	-	73.26
Allowances for bad and doubtful debts	19.82	25.51
Interest income on financial asset at amortised cost	(1.18)	(2.80)
Operating Profit before Change in operating assets and liabilities	399.90	2,757.76
Change in operating assets and liabilities :		
(Increase)/Decrease in trade receivables	478.53	(116.98)
(Increase)/Decrease in inventories	412.91	(227.94)
(Increase)/Decrease in other financial assets	7.85	76.95
(Increase)/Decrease in other current/non-current assets	850.13	(195.52)
Increase/(Decrease) in trade payables	(221.34)	(115.34)
Increase/(Decrease) in provisions	4.57	(25.39)
Increase/(Decrease) in other current/non-current liabilities	(243.07)	(91.22)
Increase/(Decrease) in current financial liabilities	(159.94)	102.92
Increase/(Decrease) in non-current financial liabilities	(150.00)	-
Cash generated from operations	1,379.54	2,165.24
Direct taxes paid (net of refunds)	(15.83)	(349.99)
Net cash flow from/(used in) operating activities (A)	1,363.71	1,815.25
Cash flow from investing activities		
Payments for acquisition of property, plant and equipment	(2,357.91)	(275.54)
Proceeds from sale of property, plant and equipment	-	65.18
Repayments / (Disbursements) of loans given	5.44	(3.18)
Withdrawal from Escrow Account for Capital Investment	1,451.74	-
Interest Received	32.44	87.24
Changes in Fixed Deposit other than Cash and Cash Equivalent:		
Redemption of fixed deposits	-	1,663.32
Investments made in fixed deposits	50.25	(896.27)
Net cash flow from/(used in) investing activities (B)	(818.04)	640.75
Cash flows from financing activities		
Proceeds from/(Repayments) of current borrowings	(398.70)	-
Proceeds from/(Repayments) of non-current borrowings	(88.44)	(288.30)
Repayment of Lease liabilities	(119.19)	(130.12)
Buyback of Equity Shares	-	(999.23)
Transaction cost relating to buyback	-	(5.98)
Interest and finance charges	(79.94)	(77.68)
Net cash flow from/(used in) in financing activities (C)	(686.26)	(1,501.30)
Net increase/(decrease) in cash and cash equivalents (A+B+ C)	(140.59)	954.69
Cash and cash equivalents at the beginning of the period	484.63	893.03
Cash and cash equivalents at the end of the period	344.04	1,847.71

Notes:

(a) The Cash Flow Statement has been prepared using indirect method set out in the Ind AS 7 - 'Statement of Cash Flows'.

Place : Mumbai

Date : November 03, 2020



For Orbit Exports Limited

Pankaj Seth

Pankaj Seth

Chairman & Managing Director

DIN: 00027554